


SMS Remote I/O

UC1214/1314/1414

Easy to Deploy
Manage and Monitor Your System

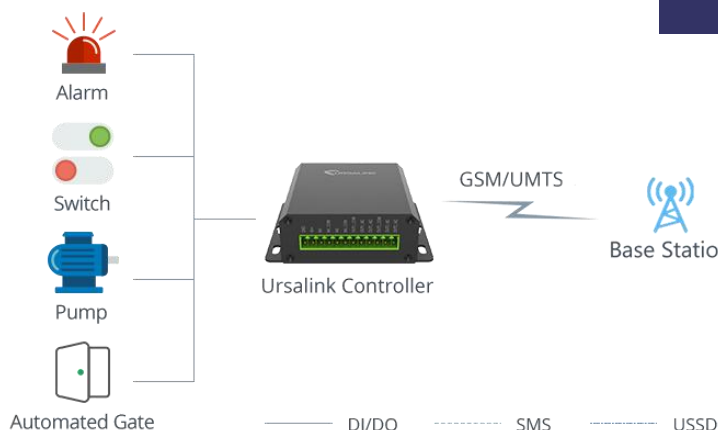
Industrial SMS Controller



► Features

- Easy to setup with point-and-click SmartSetup computer software
- Dozens of Combinations of Trigger Condition and Action
- Built-in with 2 opto isolated digital inputs and 2 relay outputs
- Support USSD and no extra fees is charged
- Embed timer and hardware watchdog
- Rugged metal enclosure, optimized for shelf mounting
- 5 - 24 VDC power input

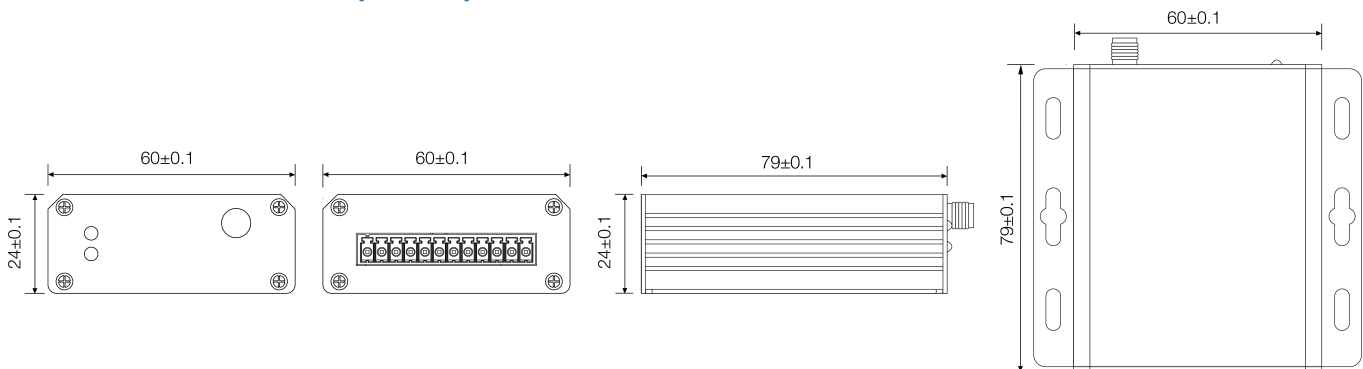
► Application Example



► Specifications

Cellular Interface	
Connector	1 × 50 Ω SMA (Center PIN: SMA Female)
SIM	Micro SIM (Inside the device)
Configuration Interface	
Port	1 × TTL interface
Baud Rate	115200bps
IO	
Connector	Terminal block
Digital Inputs	2 × Opto-isolated Digital Inputs, 3-24VDC Volage
Digital Outputs	2 × SPDT Relay Contact Rating: 3 amp DC (Max: 30 V) or 3 amp AC (Max: 250 V)
Power Supply	
Connector	Terminal block
Input Voltage	5-24 VDC (Standard adapter: DC 12 V/0.5 A)
Physical Characteristics	
Ingress Protection	IP30
Dimensions	79 × 60 × 24 mm (3.11 × 2.36 × 0.94 in)
Mounting	Desktop, Wall Mounting
Others	
LED Indicators	1 × Status, 1 × ACT
Built-in	Watchdog, Timer
Operating Temperature	-40°C to +70°C (-40°F to +158°F) Reduced Cellular Performance Above 60°C
Relative Humidity	0% to 95% (non-condensing) at 25°C/77°F

► Dimensions (mm)



Xiamen Ursalink Technology Co., Ltd.

4/F, No. 63-2 Wanghai Road, 2nd Software Park Xiamen 361008, China

Phone: +86-592-5023060

Fax: +86-592-5023065

Website: www.ursalink.com

Email: sales@ursalink.com

